



Release Notes for inSync Client 6.0.1

What's new in inSync Client 6.0.1?

With inSync Client 6.0.1 for Cloud, Druva introduces a simplified, intuitive Client interface, redesigned workflows to activate a device, add or replace a device, and other improvements as described below, which make the end user's experience seamless and easy. Labels, messages, and instructions across the interface have been simplified for a better and consistent experience. The updated interface aligns with the standards used across inSync management consoles to provide a simplified and consistent experience to the end users and administrators alike.

The following enhancements are available with the inSync Client 6.0.1 for inSync Cloud:

Enhancements

Improved inSync Client User Interface experience

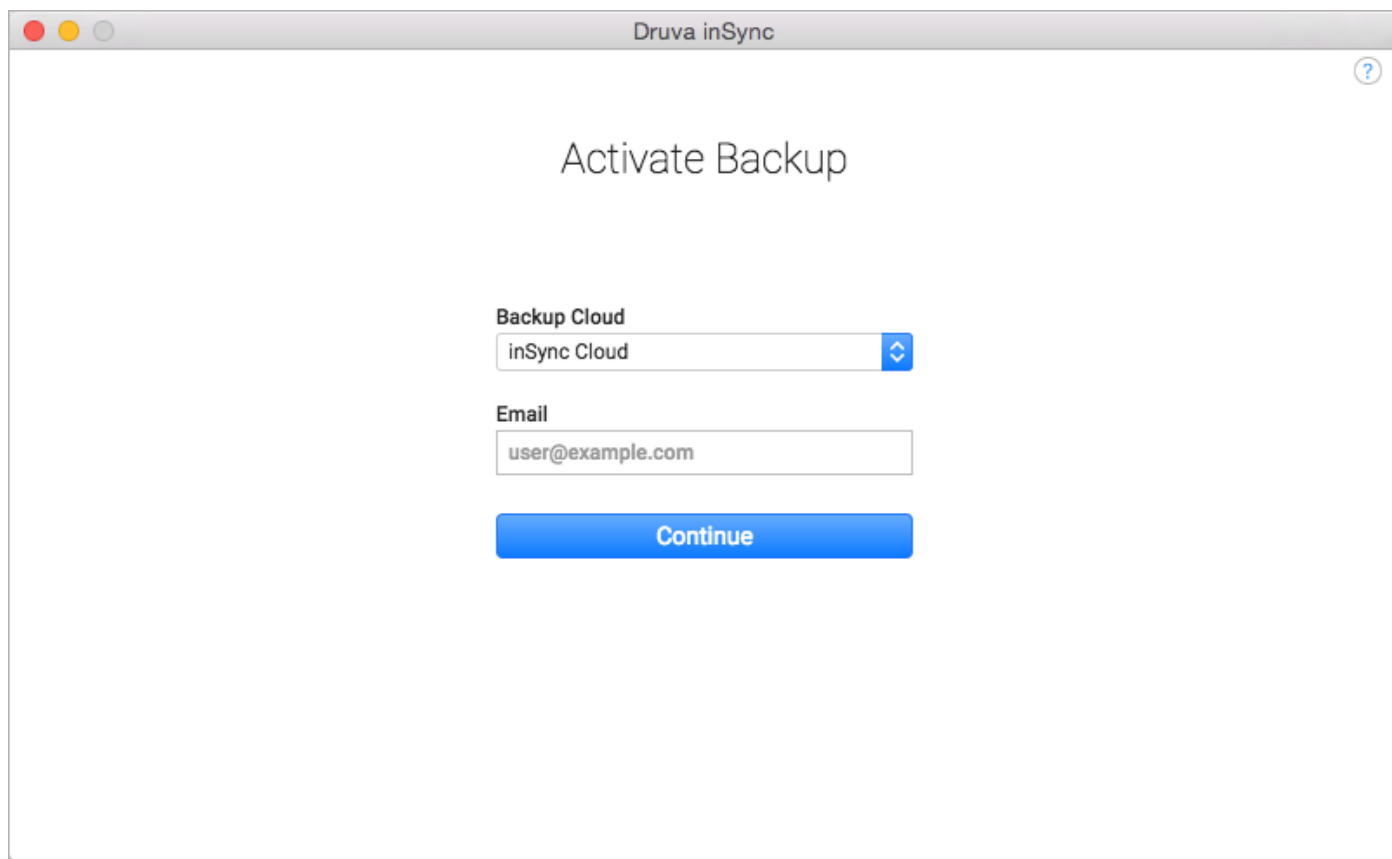
The new inSync Client 6.0.1 user interface has been improved to provide end users with an intuitive data protection and restore experience with simplified workflows and consistent labels and messages across the interface.

Simplified Activation workflow

The simplified and enhanced inSync Client Activation workflow helps the end user to quickly get through the activation process and configure the device easily as shown in the following illustration.

inSync Client Activation screen



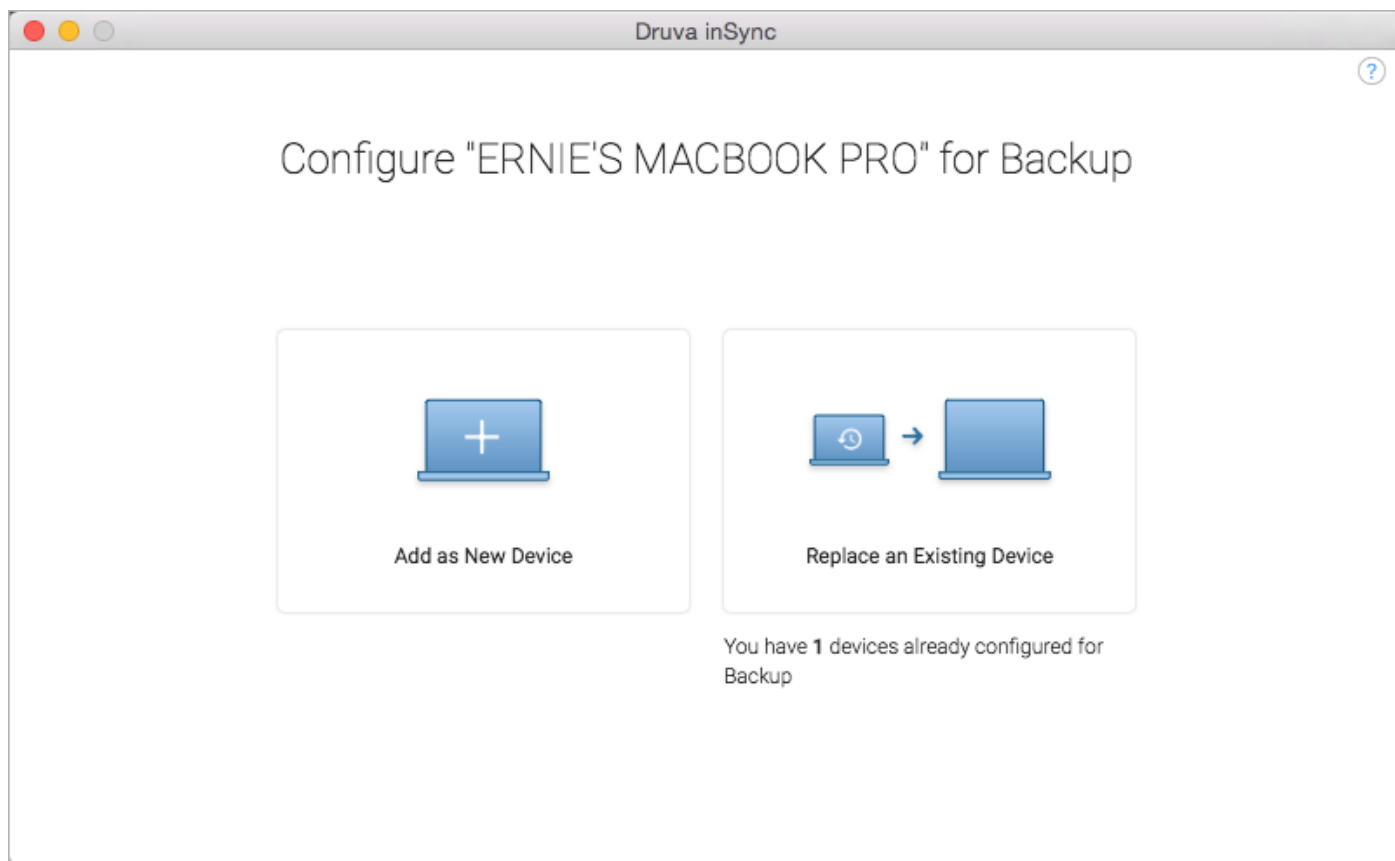


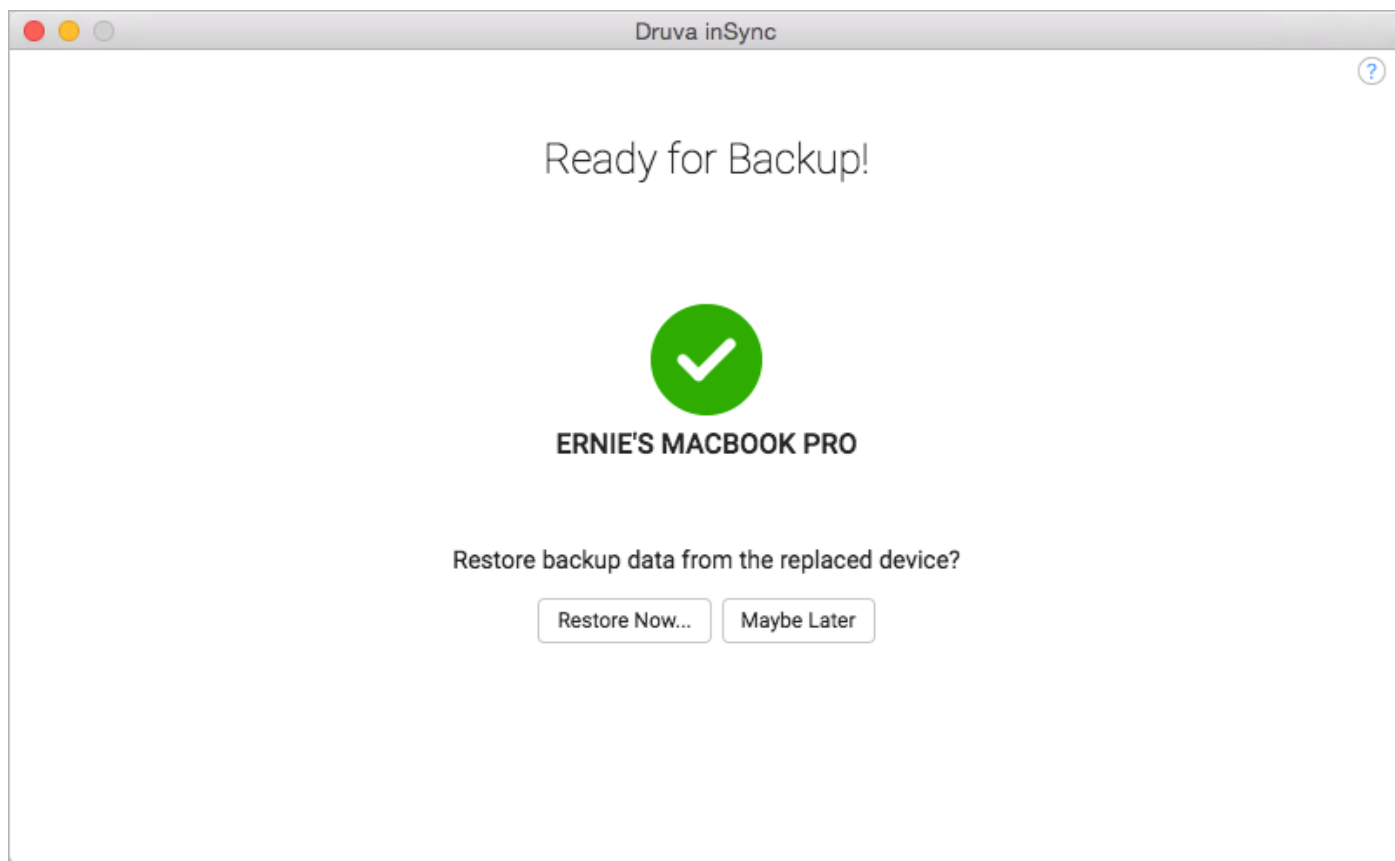
Improved Add and Replace device workflow

The improved Add or Replace devices workflow displays a more streamlined interface, where complex steps and technical labels have been replaced with easy to understand labels and instructions. The new inSync Client interface provides a re-designed and simplified workflow to enable the user to add or replace a device easily as shown in the following illustration.

Add or Replace Device Workflows







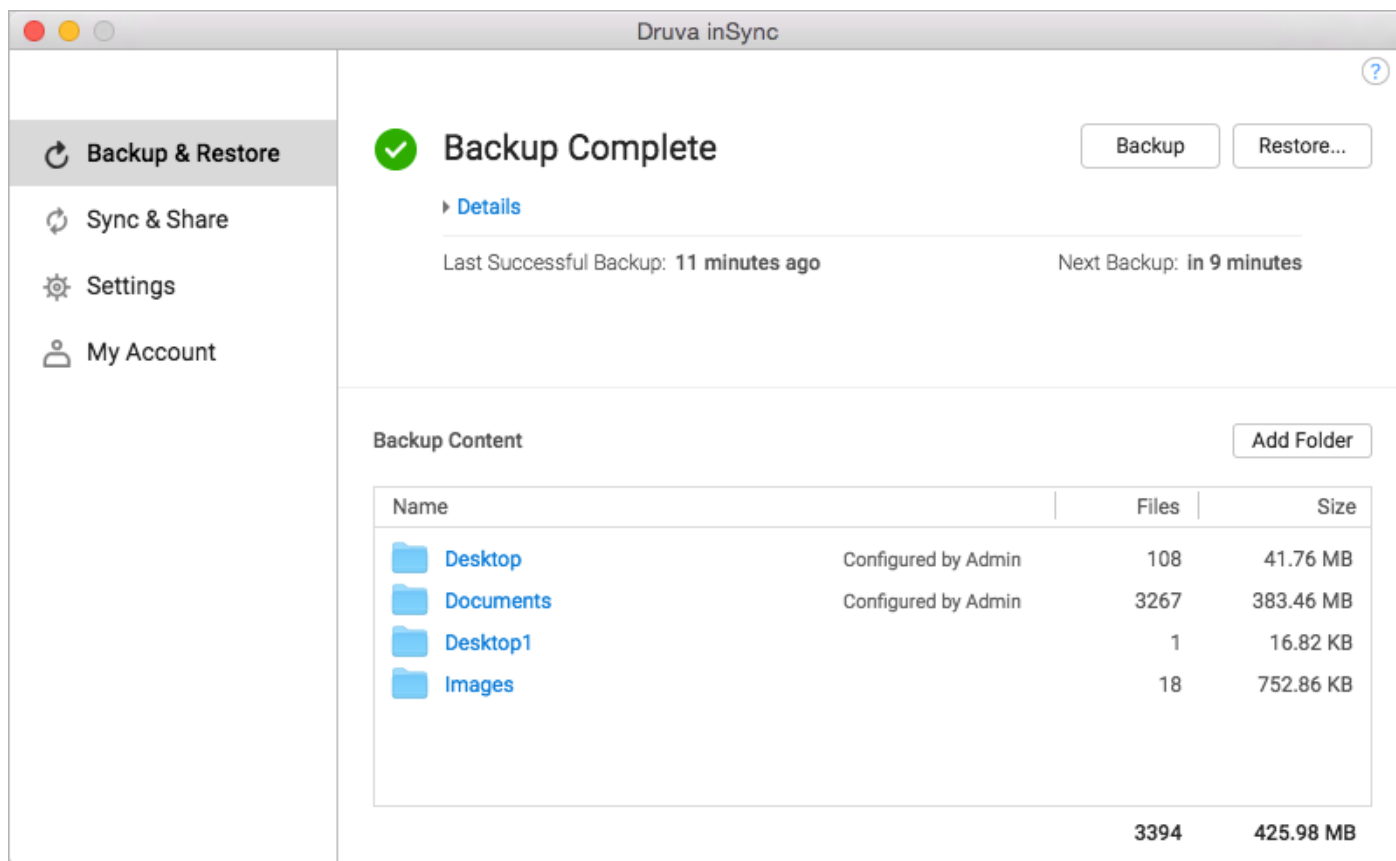
Intuitive Backup summary

The inSync Client 6.0.1 user interface displays **Backup** and **Restore** on the same screen, making it a user-friendly experience for end users to easily find the actions they need to perform to back up their data or restore content. Folder names displayed under **Backup Content** have been made more intuitive and labels and messages across the interface have been simplified.

The following illustration displays these changes as seen on inSync Client 6.0.1.

Backup Summary





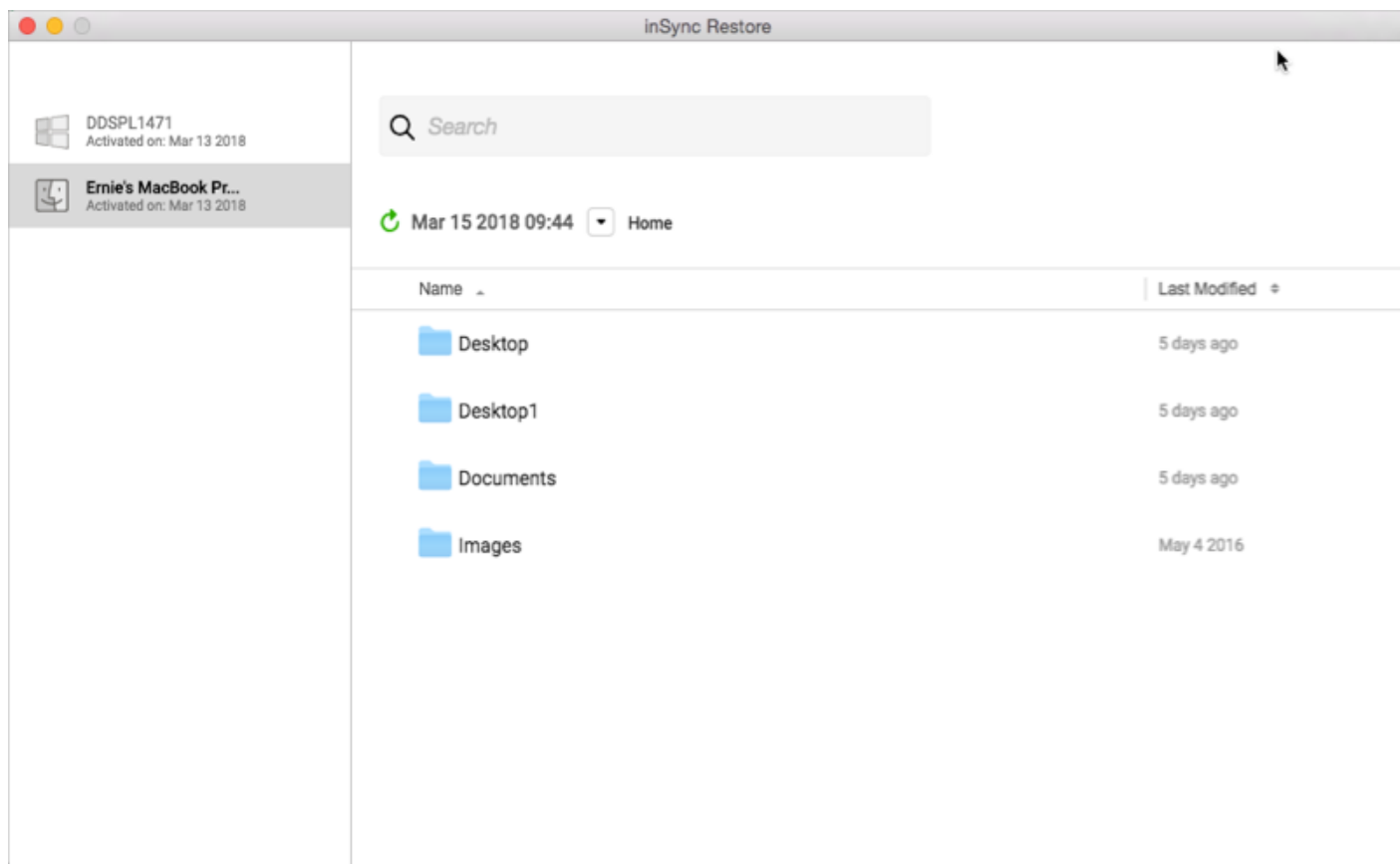
Updated Restore workflow

The **Restore** window now displays the recent snapshot instead of the entire snapshot listing. If required, the user can select the previous snapshots from the drop-down list. Also, the search capability has been moved to the center of the **Restore** window to allow users to search through devices and snapshots quickly.

The following illustration displays the latest snapshot details on the **Restore** screen.

Restore screen



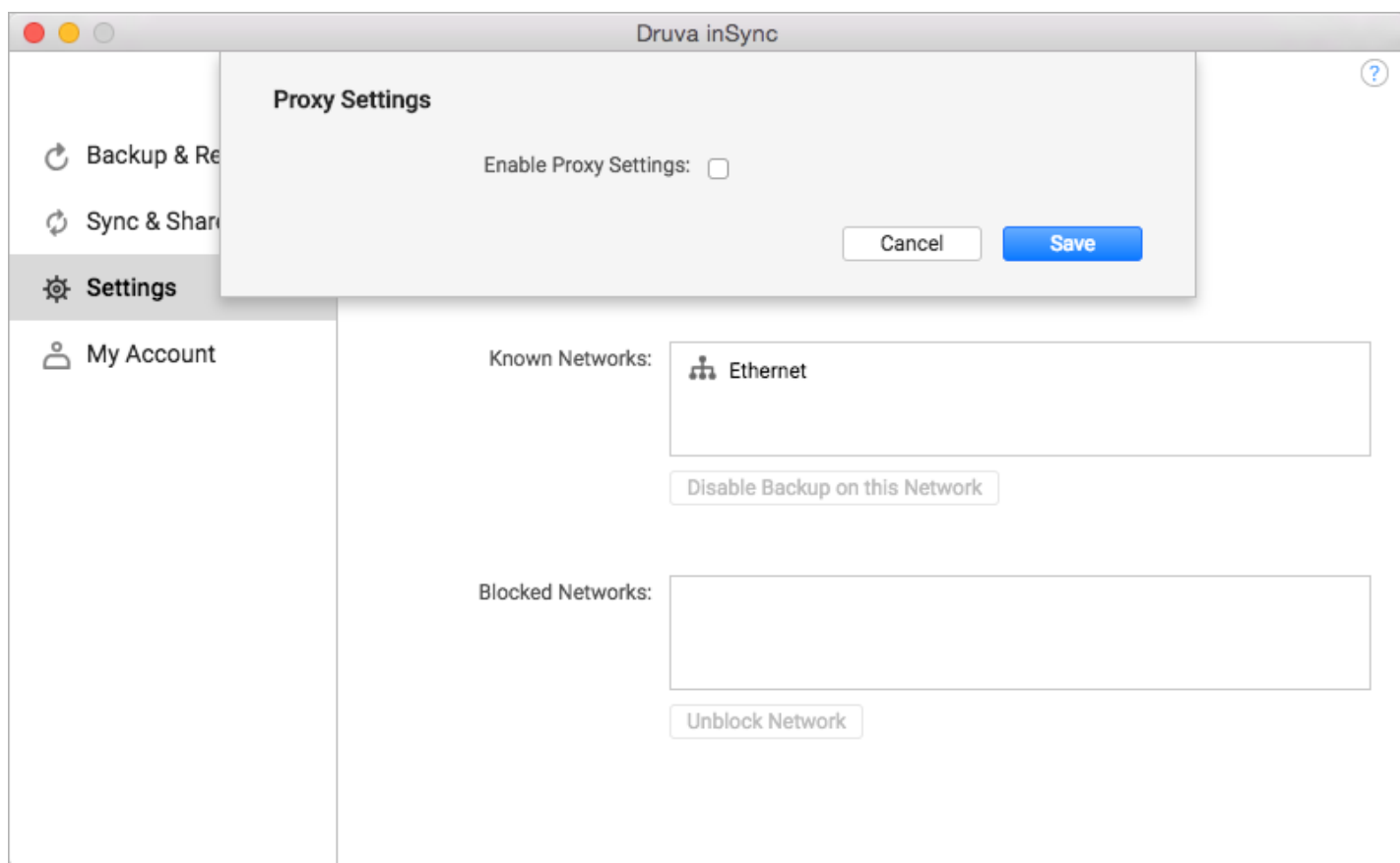


Enhanced Settings screen

In the inSync Client 6.0.1, the pop-up windows on the Settings screen have been updated and designed to give a seamless experience. The following illustration displays the Proxy Settings pop up window.

Proxy Settings screen





Improved display of folder names

On the inSync Client 6.0.1, users can now see the actual folder names on the **Backup Content** and **Restore Snapshot** screens, instead of the system path variables that are defined by the administrators in the inSync Management Console.



Backup & Restore

Sync & Share

Settings

My Account

Backup Complete

BackupRestore...

Details

Last Successful Backup: 11 minutes agoNext Backup: in 9 minutes

Backup ContentAdd Folder

Name		Files	Size
Desktop	Configured by Admin	108	41.76 MB
Documents	Configured by Admin	3267	383.46 MB
Desktop1		1	16.82 KB
Images		18	752.86 KB
		3394	425.98 MB

Fixed issues

Issue	Description
43814	inSync Client displayed misconfigured folder alerts for Microsoft Office applications that were not installed on the user device.
46608	On a Windows device, the restore window opened behind the inSync Client window.
45746	The smart menu option on Mac OS High Sierra devices did not display icons for initializing backup, backup in progress, and finishing backup.
46292	In selective sync, inSync did not sync the contents of the parent folder if all of its sub-folders were deselected or removed from sync and share.
46760	If a user had not completed the first backup on all the user's devices that were configured for backup, snapshots of the backed up devices were not available for restore on the devices that were not backed up.



Known issues and workarounds

Issue	Description
-------	-------------

45517	After the system administrator uninstalls the inSync Client from the Mac OS and manually deletes all inSync folders, the operating system continues to display the inSync folders for the Mac user.
-------	---

	All Backup Status messages do not get translated when the language is changed.
--	--

46425	Workaround: The Backup Status messages are successfully displayed in the selected language after the backup cycle.
-------	---

	inSync Client for Windows OS fails to launch and displays a Java Exception error when it is installed by a standard user, whose username contains a Unicode character.
--	--

47489	Workaround: Use the Task Manager to kill the inSync Agent and then relaunch the application by clicking on the inSync Client desktop shortcut.
-------	--

Revision Information

Product	Revision
---------	----------

inSync Client	<ul style="list-style-type: none">Windows: r66660Mac: r66660 <div>Important: Druva has not released a new version of inSync Client for Linux OS with inSync 6.0.1. You can continue using inSync Client 5.5 for Linux with inSync Cloud.</div>
---------------	--

inSync Cloud features

With this release, inSync also provides enhancements for inSync administrators to manage client devices from the inSync Management Console.



To know more about these inSync Cloud updates and other enhancements available with this release, see [inSync Cloud Updates](#).

